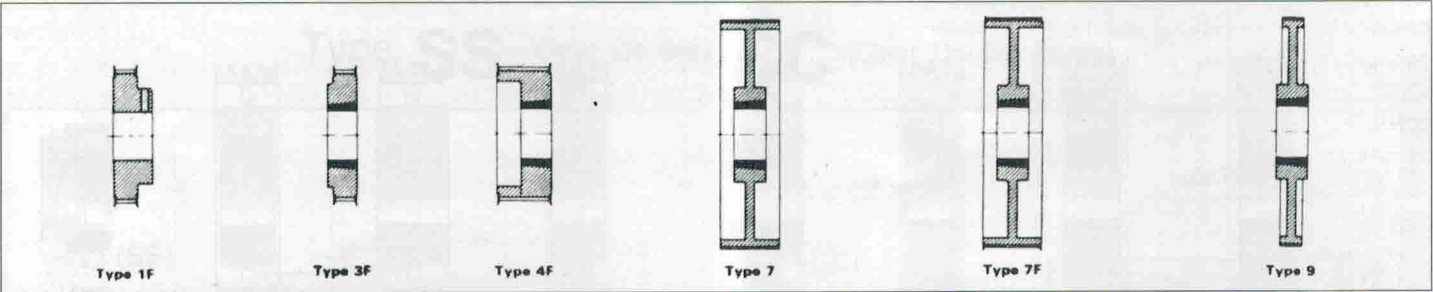


TAPER LOCK TIMING PULLEYS



LIGHT (L) PITCH PULLEYS for 1/2" (13mm) wide belts

Pulley Designation	Pitch diam	No. of Teeth	Bush. No.	Max Bore		Pulley Type
				mm	inch	
14L050	42.45	14	10mm	19	-	1F
15L050	45.48	15	Pilot	22	-	1F
16L050	48.51	16	Bore	25	-	1F
17L050	51.54	17	Only	25	-	1F
18L050	54.57	18	1108	28	1 1/8	3F
19L050	57.61	19	1108	28	1 1/8	3F
20L050	60.64	20	1108	28	1 1/8	3F
21L050	63.67	21	1108	28	1 1/8	3F
22L050	66.70	22	1108	28	1 1/8	3F
23L050	69.73	23	1108	28	1 1/8	3F
24L050	72.77	24	1108	28	1 1/8	3F
25L050	75.80	25	1108	28	1 1/8	3F
26L050	78.83	26	1108	28	1 1/8	3F
27L050	81.86	27	1108	28	1 1/8	3F
28L050	84.89	28	1108	28	1 1/8	3F
30L050	90.96	30	1108	28	1 1/8	3F
32L050	97.02	32	1108	28	1 1/8	3F
36L050	109.15	36	1108	28	1 1/8	3F
40L050	121.28	40	1610	42	1 5/8	3F
48L050	145.53	48	1610	42	1 5/8	3F
60L050	181.91	60	1610	42	1 5/8	9
72L050	218.30	72	1610	42	1 5/8	9
84L050	254.68	84	1610	42	1 5/8	9
96L050	291.06	96	2012	50	2	9
120L050	363.83	120	2012	50	2	9

for 3/4" (19mm) wide belts

Pulley Designation	Pitch diam	No. of Teeth	Bush. No.	Max Bore		Pulley Type
				mm	inch	
14L075	42.45	14	10mm	19	-	1F
15L075	45.48	15	Pilot	22	-	1F
16L075	48.51	16	Bore	25	-	1F
17L075	51.54	17	Only	25	-	1F
18L075	54.57	18	1108	28	1 1/8	4F
19L075	57.61	19	1108	28	1 1/8	4F
20L075	60.64	20	1108	28	1 1/8	4F
21L075	63.67	21	1108	28	1 1/8	4F
22L075	66.70	22	1108	28	1 1/8	4F
23L075	69.73	23	1108	28	1 1/8	4F
24L075	72.77	24	1108	28	1 1/8	4F
25L075	75.80	25	1108	28	1 1/8	4F
26L075	78.83	26	1108	28	1 1/8	4F
27L075	81.86	27	1108	28	1 1/8	4F
28L075	84.89	28	1108	28	1 1/8	4F
30L075	90.96	30	1108	28	1 1/8	4F
32L075	97.02	32	1108	28	1 1/8	4F
36L075	109.15	36	1610	42	1 5/8	3F
40L075	121.28	40	1610	42	1 5/8	3F
48L075	145.53	48	1610	42	1 5/8	3F
60L075	181.91	60	1610	42	1 5/8	9
72L075	218.30	72	1610	42	1 5/8	9
84L075	254.68	84	2012	50	2	9
96L075	291.06	96	2012	50	2	9
120L075	363.83	120	2012	50	2	9

for 1" (25mm) wide belts

Pulley Designation	Pitch diam	No. of Teeth	Bush. No.	Max Bore		Pulley Type
				mm	inch	
14L100	42.45	14	10mm	19	-	1F
15L100	45.48	15	Pilot	22	-	1F
16L100	48.51	16	Bore	25	-	1F
17L100	51.54	17	Only	25	-	1F
18L100	54.57	18	1108	28	1 1/8	4F
19L100	57.61	19	1108	28	1 1/8	4F
20L100	60.64	20	1108	28	1 1/8	4F
21L100	63.67	21	1108	28	1 1/8	4F
22L100	66.70	22	1108	28	1 1/8	4F
23L100	69.73	23	1108	28	1 1/8	4F
24L100	72.77	24	1108	28	1 1/8	4F
25L100	75.80	25	1108	28	1 1/8	4F
26L100	78.83	26	1108	28	1 1/8	4F
27L100	81.86	27	1108	28	1 1/8	4F
28L100	84.89	28	1108	28	1 1/8	4F
30L100	90.96	30	1210	32	1 1/4	4F
32L100	97.02	32	1210	32	1 1/4	4F
36L100	109.15	36	1610	42	1 5/8	4F
40L100	121.28	40	1610	42	1 5/8	4F
48L100	145.53	48	1610	42	1 5/8	4F
60L100	181.91	60	1610	50	1 5/8	7
72L100	218.30	72	2012	50	2	9
84L100	254.68	84	2012	50	2	9
96L100	291.06	96	2012	50	2	9
120L100	363.83	120	2012	50	2	9

HAVY (H) PITCH PULLEYS for 3/4" (19/25mm) wide belts

Pulley Designation	Pitch diam	No. of Teeth	Bush. No.	Max Bore		Pulley Type
				mm	inch	
18H100	72.77	18	1210	32	1 1/4	4F
19H100	76.81	19	1210	32	1 1/4	4F
20H100	80.85	20	1210	32	1 1/4	4F
21H100	84.89	21	1210	32	1 1/4	4F
22H100	88.94	22	1210	32	1 1/4	4F
23H100	92.98	23	1610	42	1 5/8	4F
24H100	97.02	24	1610	42	1 5/8	4F
25H100	101.06	25	1610	42	1 5/8	4F
26H100	105.11	26	1610	42	1 5/8	4F
27H100	109.15	27	1610	42	1 5/8	4F
28H100	113.19	28	1610	42	1 5/8	4F
30H100	121.28	30	1610	42	1 5/8	4F
32H100	129.36	32	1610	42	1 5/8	4F
36H100	145.53	36	1610	42	1 5/8	4F
40H100	161.70	40	1610	42	1 5/8	4F
48H100	194.04	48	2012	50	2	7F
60H100	242.55	60	2012	50	2	7
72H100	291.06	72	2012	50	2	7
84H100	339.57	84	2012	50	2	7
96H100	388.08	96	2517	60	2 1/2	7
120H100	485.10	120	2517	60	2 1/2	7
156H100	630.64	156	2517	60	2 1/2	7

for 1 1/2" (38mm) wide belts

Pulley Designation	Pitch diam	No. of Teeth	Bush. No.	Max Bore		Pulley Type
				mm	inch	
18H150	72.77	18	1210	32	1 1/4	4F
19H150	76.81	19	1210	32	1 1/4	4F
20H150	80.85	20	1210	32	1 1/4	4F
21H150	84.89	21	1210	32	1 1/4	4F
22H150	88.94	22	1210	32	1 1/4	4F
23H150	92.98	23	1610	42	1 5/8	4F
24H150	97.02	24	1610	42	1 5/8	4F
25H150	101.06	25	1610	42	1 5/8	4F
26H150	105.11	26	1610	42	1 5/8	4F
27H150	109.15	27	1610	42	1 5/8	4F
28H150	113.19	28	1610	42	1 5/8	4F
30H150	121.28	30	1610	42	1 5/8	4F
32H150	129.36	32	1610	42	1 5/8	4F
36H150	145.53	36	1610	42	1 5/8	4F
40H150	161.70	40	1610	42	1 5/8	4F
48H150	194.04	48	2012	50	2	7F
60H150	242.55	60	2012	50	2	7
72H150	291.06	72	2012	50	2	7
84H150	339.57	84	2012	50	2	7
96H150	388.08	96	2517	60	2 1/2	7
120H150	485.10	120	2517	60	2 1/2	7
156H150	630.64	156	2517	60	2 1/2	7

for 2" (51mm) wide belts

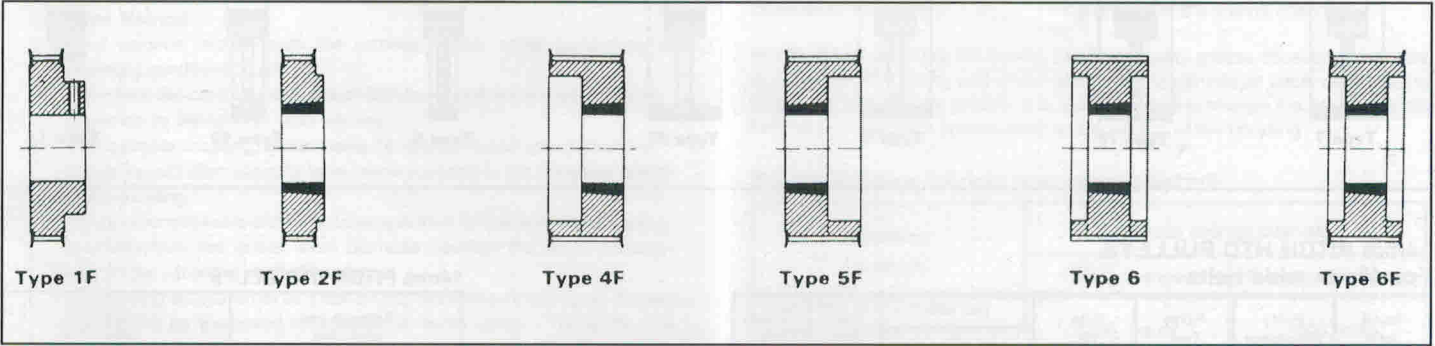
Pulley Designation	Pitch diam	No. of Teeth	Bush. No.	Max Bore		Pulley Type
				mm	inch	
18H200	72.77	18	25mm	42	-	1F
19H200	76.81	19	Bore	42	-	1F
20H200	80.85	20	Only	42	-	1F
21H200	84.89	21	1610	42	1 5/8	4F
22H200	88.94	22	1610	42	1 5/8	4F
23H200	92.98	23	1610	42	1 5/8	4F
24H200	97.02	24	1610	42	1 5/8	4F
25H200	101.06	25	1610	42	1 5/8	4F
26H200	105.11	26	1610	42	1 5/8	4F
27H200	109.15	27	1610	42	1 5/8	4F
28H200	113.19	28	1610	42	1 5/8	4F
30H200	121.28	30	1610	42	1 5/8	4F
32H200	129.36	32	2012	50	2	4F
36H200	145.53	36	2012	50	2	4F
40H200	161.70	40	2012	50	2	4F
48H200	194.04	48	2517	60	2 1/2	7F
60H200	242.55	60	2517	60	2 1/2	7
72H200	291.06	72	2517	60	2 1/2	7
84H200	339.57	84	2517	60	2 1/2	7
96H200	388.08	96	2517	60	2 1/2	7
120H200	485.10	120	2517	60	2 1/2	7
156H200	630.64	156	3030	75	3	9

for 3" (76mm) wide belts

Pulley Designation	Pitch diam	No.of Teeth	Bush. No.	Max Bore		Pulley Type
				mm	inch	
18H300	72.77	18	25mm Pilot	42	-	1F
19H300	76.81	19	Bore	42	-	1F
20H300	80.85	20	Only	42	-	1F
21H300	84.89	21	1615	42	1 5/8	4F
22H300	88.94	22	1615	42	1 5/8	4F
23H300	92.98	23	1615	42	1 5/8	4F
24H300	97.02	24	1615	42	1 5/8	4F
25H300	101.06	25	1615	42	1 5/8	4F
26H300	105.11	26	1615	42	1 5/8	4F
27H300	109.15	27	2012	50	2	4F
28H300	113.19	28	2012	50	2	4F
30H300	121.28	30	2012	50	2	4F
32H300	129.36	32	2517	60	2 1/2	4F
36H300	145.53	36	2517	60	2 1/2	4F
40H300	161.70	40	2517	60	2 1/2	4F
48H300	194.04	48	2517	60	2 1/2	7F
60H300	242.56	60	2517	60	2 1/2	7
72H300	291.06	72	2517	60	2 1/2	7
84H300	339.57	84	2517	60	2 1/2	7
96H300	388.08	96	3030	75	3	7
120H300	485.10	120	3030	75	3	7
156H300	630.64	156	3030	75	3	7

TAPER LOCK HTD PULLEYS

HTD drives now provide a positive power transmission medium to rival roller chain and gear drives in the lower speed high torque ranges. All synchronous belt drives work over a wide range of shaft speeds maintaining a high transmission efficiency and constant angular velocity. The HTD drive extends these advantages to higher powers and torques. This system offers a wide bore range which, couple with carefully selected pulley belt tooth numbers and widths means that drives from fractional power to 250 kW capability can be offered.



5mm PITCH HTD PULLEYS
for 9mm and 15mm wide belts

No. of Teeth	Pulley Designation	Pulley Type	Bush. No.	Max Bore		Pitch Dia	Outside Dia
				mm	inch		
28	28-5-15	1F	-	19	3/4	44.56	43.42
32	32-5-15	1F	-	22	7/8	50.93	49.79
34	34-5-15	2F	1008	25	1	54.11	52.97
36	36-5-15	2F	1108	28	1 1/8	57.30	56.15
38	38-5-15	2F	1108	28	1 1/8	60.48	59.34
40	40-5-15	2F	1108	28	1 1/8	63.56	62.52
44	44-5-15	2F	1108	28	1 1/8	70.03	68.89
48	48-5-15	2F	1210	32	1 1/4	76.39	75.25
56	56-5-15	2F	1210	32	1 1/4	89.13	87.98
64	64-5-15	2F	1210	32	1 1/4	101.86	100.72
72	72-5-15	11	1610	42	1 5/8	114.59	113.45
80	80-5-15	11	1610	42	1 5/8	127.32	126.18
90	90-5-15	9	1610	42	1 5/8	143.24	142.10
112	112-5-15	9	2610	42	1 5/8	178.25	177.11
136	136-5-15	9	2012	50	2	216.45	215.31
150	150-5-15	9	2012	50	2	238.73	237.59

5mm PITCH HTD BELTS

Belt length and pitch code	No. of teeth
305-5M	61
325-5M	65
350-5M	70
400-5M	80
450-5M	90
500-5M	100
575-5M	115
640-5M	128
700-5M	140
800-5M	160
890-5M	178
980-5M	196
1100-5M	220
1270-5M	254
1420-5M	284
1595-5M	319
1800-5M	360
2000-5M	400
2250-5M	450
2520-5M	504

The above belt lengths are available in widths 9mm, 15mm.

8mm PITCH HTD PULLEYS
for 20mm wide belts

No. of Teeth	Pulley Designation	Pulley Type	Bush. No.	Max Bore		Pitch Dia	Outside Dia
				mm	inch		
22	22-8-20	2F	1008	25	1	56.02	54.96
24	24-8-20	4F	1108	28	1 1/8	61.12	60.02
26	26-8-20	4F	1108	28	1 1/8	66.21	65.10
28	28-8-20	4F	1108	28	1 1/8	71.30	70.18
30	30-8-20	4F	1108	28	1 1/8	76.39	75.23
32	32-8-20	2F	1610	42	1 5/8	81.49	80.26
34	34-8-20	2F	1610	42	1 5/8	86.58	85.32
36	36-8-20	2F	1610	42	1 5/8	91.67	90.40
38	38-8-20	2F	1610	42	1 5/8	96.77	95.49
40	40-8-20	2F	1610	42	1 5/8	101.86	100.62
44	44-8-20	2F	2012	50	2	112.05	110.80
48	48-8-20	2F	2012	50	2	122.23	120.99
56	56-8-20	2F	2012	50	2	142.60	141.36
64	64-8-20	2F	2012	50	2	162.97	161.73
72	72-8-20	11	2012	50	2	183.35	182.12
80	80-8-20	11	2012	50	2	203.72	202.50
90	90-8-20	11	2012	50	2	229.18	227.96

for 50mm wide belts

No. of Teeth	Pulley Designation	Pulley Type	Bush. No.	Max Bore		Pitch Dia	Outside Dia
				mm	inch		
28	28-8-50	4F	1210	32	1 1/4	71.30	70.18
30	30-8-50	4F	1610	42	1 5/8	76.39	75.23
32	32-8-50	4F	1610	42	1 5/8	81.49	80.26
34	34-8-50	4F	1610	42	1 5/8	86.58	85.32
36	36-8-50	4F	1610	42	1 5/8	91.67	90.40
38	38-8-50	5F	1610	42	1 5/8	96.77	95.49
40	40-8-50	5F	2012	50	2	101.86	100.62
44	44-8-50	5F	2012	50	2	112.05	110.80
48	48-8-50	5F	2012	50	2	122.23	120.99
56	56-8-50	5F	2517	60	2 1/2	142.60	141.36
64	64-8-50	5F	2517	60	2 1/2	162.97	161.73
72	72-8-50	6	2517	60	2 1/2	183.35	182.12
80	80-8-50	6	3020	75	3	203.72	202.50
90	90-8-50	7	3020	75	3	229.18	227.96
112	112-8-50	7	3020	75	3	285.21	283.98
144	144-8-50	8	3020	75	3	366.69	365.50
168	168-8-50	10	3525	100	4	427.81	426.62
192	192-8-50	10	3525	100	4	488.92	487.73

8mm PITCH HTD BELTS

Belt length and pitch code	No. of teeth
480-8M	60
560-8M	70
600-8M	75
640-8M	80
720-8M	90
800-8M	100
890-8M	110
980-8M	120
1040-8M	130
1120-8M	140
1200-8M	150
1280-8M	160
1440-8M	180
1600-8M	200
1760-8M	220
1800-8M	225
2000-8M	250
2400-8M	300
2600-8M	325
2800-8M	350

The above belt lengths are available in widths 20mm, 30mm, 50mm and 85 mm.

for 30mm wide belts

No. of Teeth	Pulley Designation	Pulley Type	Bush. No.	Max Bore		Pitch Dia	Outside Dia
				mm	inch		
22	22-8-30	2F	1008	25	1	56.02	54.96
24	24-8-30	4F	1108	28	1 1/8	61.12	60.02
26	26-8-30	4F	1108	28	1 1/8	66.21	65.10
28	28-8-30	4F	1210	32	1 1/4	71.30	70.18
30	30-8-30	2F	1610	42	1 5/8	76.39	75.23
32	32-8-30	2F	1610	42	1 5/8	81.49	80.26
34	34-8-30	2F	1610	42	1 5/8	86.58	85.32
36	36-8-30	2F	1610	42	1 5/8	91.67	90.40
38	38-8-30	2F	1610	42	1 5/8	96.77	95.49
40	40-8-30	2F	1610	42	1 5/8	101.86	100.62
44	44-8-30	4F	2012	50	2	112.05	110.80
48	48-8-30	4F	2012	50	2	122.23	120.99
56	56-8-30	4F	2012	50	2	142.60	141.36
64	64-8-30	2F	2517	60	2 1/2	162.97	161.73
72	72-8-30	11	2517	60	2 1/2	183.35	182.12
80	80-8-30	11	2517	60	2 1/2	203.72	202.50
90	90-8-30	9	2517	60	2 1/2	229.18	227.96
112	112-8-30	9	2517	60	2 1/2	285.21	283.98
144	144-8-30	10	2517	60	2 1/2	366.69	365.50

for 85mm wide belts

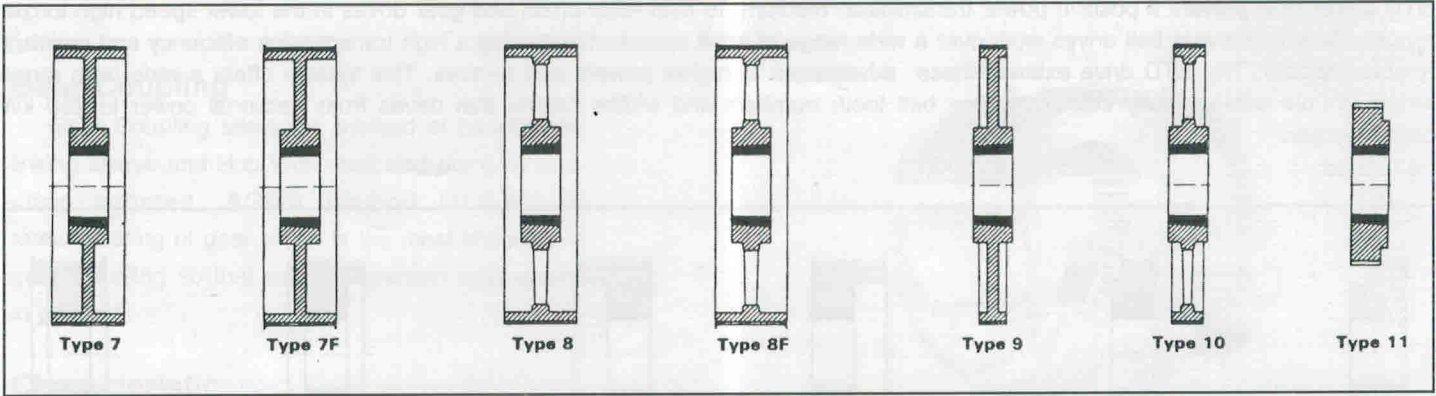
No. of Teeth	Pulley Designation	Pulley Type	Bush. No.	Max Bore		Pitch Dia	Outside Dia
				mm	inch		
34	34-8-85	4F	1615	42	1 5/8	86.58	85.32
36	36-8-85	4F	1615	42	1 5/8	91.67	90.40
38	38-8-85	4F	1615	42	1 5/8	96.77	95.49
40	40-8-85	4F	2012	50	2	101.86	100.62
44	44-8-85	4F	2012	50	2	112.05	110.80
48	48-8-85	4F	2517	60	2 1/2	122.23	120.99
56	56-8-85	6F	2517	60	2 1/2	142.60	141.36
64	64-8-85	6F	2517	60	2 1/2	162.97	161.73
72	72-8-85	6	3020	75	3	183.35	182.12
80	80-8-85	6	3020	75	3	203.72	202.50
90	90-8-85	6	3020	75	3	229.18	227.96
112	112-8-85	7	3020	75	3	285.21	283.98
144	144-8-85	7	3525	100	4	366.69	365.50
168	168-8-85	8	3525	100	4	427.81	426.62
192	192-8-85	8	3525	100	4	488.92	487.73

Example

1120-8M-50 is 1120mm pitch length
8mm pitch
50mm wide

Dimensions in millimetres unless otherwise stated.

TAPER LOCK HTD PULLEYS



14mm PITCH HTD PULLEYS For 40mm wide belts

No. of Teeth	Pulley Designation	Pulley Type	Bush. No.	Max Bore		Pitch Dia.	Outside Dia.
				mm	inch		
28	28-14-40	5F	2012	50	2	124.78	122
29	29-14-40	5F	2012	50	2	129.23	127
30	30-14-40	5F	2012	50	2	133.69	131
32	32-14-40	6F	2012	50	2	142.60	140
34	34-14-40	5F	2517	60	2 1/2	151.51	149
36	36-14-40	5F	2517	60	2 1/2	160.43	158
38	38-14-40	5F	2517	60	2 1/2	169.34	167
40	40-14-40	5F	2517	60	2 1/2	178.25	175
44	44-14-40	5F	3020	75	3	196.08	193
48	48-14-40	7F	3020	75	3	213.90	211
56	56-14-40	7F	3020	75	3	249.55	247
64	64-14-40	8F	3020	75	3	285.21	282
72	72-14-40	8	3020	75	3	320.86	318
80	80-14-40	7	3020	75	3	356.51	354
90	90-14-40	8	3020	75	3	401.07	398
112	112-14-40	8	3020	75	3	499.11	496
144	144-14-40	8	3020	75	3	641.71	639
168	168-14-40	8	3020	75	3	748.66	746
192	192-14-40	8	3020	75	3	855.62	853

14mm PITCH HTD BELTS

Belt length and pitch code	No. of teeth
966-14M	69
1190-14M	85
1400-14M	100
1610-14M	115
1778-14M	127
1890-14M	135
2100-14M	150
2310-14M	165
2450-14M	175
2590-14M	185
2800-14M	200
3150-14M	225
3500-14M	250
3850-14M	275
4326-14M	309
4578-14M	327

The above belt lengths are available in widths 40mm, 55mm, 85mm, *115mm and *170mm.

For 55mm wide belts

No. of Teeth	Pulley Designation	Pulley Type	Bush. No.	Max Bore		Pitch Dia.	Outside Dia.
				mm	inch		
28	28-14-55	6F	2012	50	2	124.78	122
29	29-14-55	6F	2012	50	2	129.23	127
30	30-14-55	6F	2517	60	2 1/2	133.69	131
32	32-14-55	6F	2517	60	2 1/2	142.60	140
34	34-14-55	6F	2517	60	2 1/2	151.51	149
36	36-14-55	5F	2517	60	2 1/2	160.43	158
38	38-14-55	5F	2517	60	2 1/2	169.34	167
40	40-14-55	6F	2517	60	2 1/2	178.25	175
44	44-14-55	6F	3020	75	3	196.08	193
48	48-14-55	6F	3020	75	3	213.90	211
56	56-14-55	6F	3020	75	3	249.55	247
64	64-14-55	7F	3020	75	3	285.21	282
72	72-14-55	8	3020	75	3	320.86	318
80	80-14-55	8	3020	75	3	356.51	354
90	90-14-55	8	3020	75	3	401.07	398
112	112-14-55	8	3020	75	3	499.11	496
144	144-14-55	8	3020	75	3	641.71	639
168	168-14-55	8	3020	75	3	748.66	746
192	192-14-55	8	3020	75	3	855.62	853

For 85mm wide belts

No. of Teeth	Pulley Designation	Pulley Type	Bush. No.	Max Bore		Pitch Dia.	Outside Dia.
				mm	inch		
28	28-14-85	6F	2517	60	2 1/2	124.78	122
29	29-14-85	6F	2517	60	2 1/2	129.23	127
30	30-14-85	6F	2517	60	2 1/2	133.69	131
32	32-14-85	6F	2517	60	2 1/2	142.60	140
34	34-14-85	6F	2517	60	2 1/2	151.51	149
36	36-14-85	6F	3020	75	3	160.43	158
38	38-14-85	6F	3020	75	3	169.34	167
40	40-14-85	6F	3020	75	3	178.25	175
44	44-14-85	6F	3020	75	3	196.08	193
48	48-14-85	6F	3020	75	3	213.90	211
56	56-14-85	6F	3525	100	4	249.55	247
64	64-14-85	6F	3525	100	4	285.21	282
72	72-14-85	7	3525	100	4	320.86	318
80	80-14-85	7	3525	100	4	356.51	354
90	90-14-85	7	3525	100	4	401.07	398
112	112-14-85	8	3525	100	4	499.11	496
144	144-14-85	8	3525	100	4	641.71	639
168	168-14-85	8	3525	100	4	748.66	746
192	192-14-85	8	4030	115	4 1/2	855.62	853

Dimensions in millimetres unless otherwise stated.

Example

1778-14M-55 is 1778mm pitch length
14mm pitch
55mm wide

*14mm pitch, 115 and 170mm wide belts and pulleys are non-standard.

